

ACCEPTED MANUSCRIPT • OPEN ACCESS

Assistive devices for the people with disabilities enabled by triboelectric nanogenerators

To cite this article before publication: Xuecheng Qu *et al* 2021 *J. Phys. Mater.* in press <https://doi.org/10.1088/2515-7639/ac0092>

Manuscript version: Accepted Manuscript

Accepted Manuscript is “the version of the article accepted for publication including all changes made as a result of the peer review process, and which may also include the addition to the article by IOP Publishing of a header, an article ID, a cover sheet and/or an ‘Accepted Manuscript’ watermark, but excluding any other editing, typesetting or other changes made by IOP Publishing and/or its licensors”

This Accepted Manuscript is © 2021 The Author(s). Published by IOP Publishing Ltd.

As the Version of Record of this article is going to be / has been published on a gold open access basis under a CC BY 3.0 licence, this Accepted Manuscript is available for reuse under a CC BY 3.0 licence immediately.

Everyone is permitted to use all or part of the original content in this article, provided that they adhere to all the terms of the licence <https://creativecommons.org/licenses/by/3.0>

Although reasonable endeavours have been taken to obtain all necessary permissions from third parties to include their copyrighted content within this article, their full citation and copyright line may not be present in this Accepted Manuscript version. Before using any content from this article, please refer to the Version of Record on IOPscience once published for full citation and copyright details, as permissions may be required. All third party content is fully copyright protected and is not published on a gold open access basis under a CC BY licence, unless that is specifically stated in the figure caption in the Version of Record.

View the [article online](#) for updates and enhancements.

Assistive devices for the people with disabilities enabled by triboelectric nanogenerators

Xuecheng Qu^{1,2}, Ying Liu^{1,2}, Zhuo Liu^{1,3} and Zhou Li^{1,2,4}

¹CAS Center for Excellence in Nanoscience, Beijing Key Laboratory of Micro-nano Energy and Sensor, Beijing Institute of Nanoenergy and Nanosystems, Chinese Academy of Sciences, Beijing 101400, China

²School of Nanoscience and Technology, University of Chinese Academy of Sciences, Beijing 100049, China

³Beijing Advanced Innovation Centre for Biomedical Engineering, Key Laboratory for Biomechanics and Mechanobiology of Ministry of Education, School of Biological Science and Medical Engineering, Beihang University, Beijing, 100191, China

⁴Center of Nanoenergy Research, School of Physical Science and Technology, Guangxi University, Nanning 530004, China

E-mail: zli@binn.cas.cn

Abstract

According to data released by the World Health Organization, more than one billion people in the world are experiencing from disabilities, so that their lives face all kinds of inconveniences. As a practical tool to help people with disabilities participate in social life, assistive devices for the people with disabilities play an important role in their daily lives. As an effective electromechanical signal conversion technology, triboelectric nanogenerator (TENG) has been successfully applied to various types of biosensors. This review aims to provide an overview of the development of assistive devices for the people with disabilities based on TENG with five categories: hearing, vision, pronunciation, gustation and limb/joint, according to the classification method of the impaired part. Meanwhile, a human-computer interaction system for the people with disabilities is also investigated. Finally, the prospect and potential challenges of this new field are discussed.

Keywords: triboelectric nanogenerator, self-powered, disabled, assistive devices

1. Introduction

According to data released by the World Health Organization, more than one billion people in the world are experiencing from disabilities, including hearing, visual, pronunciation, physical, etc. People with disabilities can face multiple inconveniences, barriers, and dangers as a result of their health conditions. [1, 2]. This corresponds to about 15% of the world's population. As a practical tool to help the people with disabilities participate in social life, assistive devices for the people with disabilities play an important role in their daily life [3].

At present, most electronic assistive devices for the people with disabilities require battery power. However, due to the limitations of the battery industry, the battery itself often occupies most of the space and weight of such equipment, which is not conducive to the miniaturization and portability of the appliance, and even increases the burden on the people with disabilities to a certain extent, and will cause the environment problems, etc. [4, 5]. Therefore, it is of vital importance to realize the self-powered electronic assistive devices for the people with disabilities and to add convenience to the daily life and rehabilitation monitoring for them.

In 2012, Wang et al. proposed the TENG as a self-powered technology for various sensors and energy harvesting devices [6]. For example, TENG has been successfully applied in the health and medical field as implantable medical sensors [7-13], biosensors [14-22], health monitoring sensors [23-31] and so on [32-37]. In addition, TENG based energy harvesting devices have successfully harvested abundant biomechanical energy in the human body, such as heartbeat [9, 38, 39], breath [40], body motion [41-46] and so on [47-56]. This kind of device has the advantages of lightweight, high flexibility, stretchability, simple manufacture and low cost. It can directly contact the surface of human skin or organs for energy harvesting and health monitoring, and has been applied to the field of assistive devices for the people with disabilities.

This review aims to overview the development of TENG-based assistive devices for the people with disabilities, covering the most typical categories as is shown in figure 1. In order to clarify the correspondence between the assistive devices for the people with disabilities and the classification of the damaged part, the review tends to classify the assistive devices into five categories: hearing impairment, vision impairment, pronunciation impairment, gustation impairment and limb/joint

impairment. In addition, a human-computer interaction system for the people with disabilities has been also investigated. This article first introduces the theory and working mode of TENG, and then introduces TENG-based assistive devices for the people with disabilities according to the above categories, and finally, the prospective to the future and the potential challenges in this area are described.

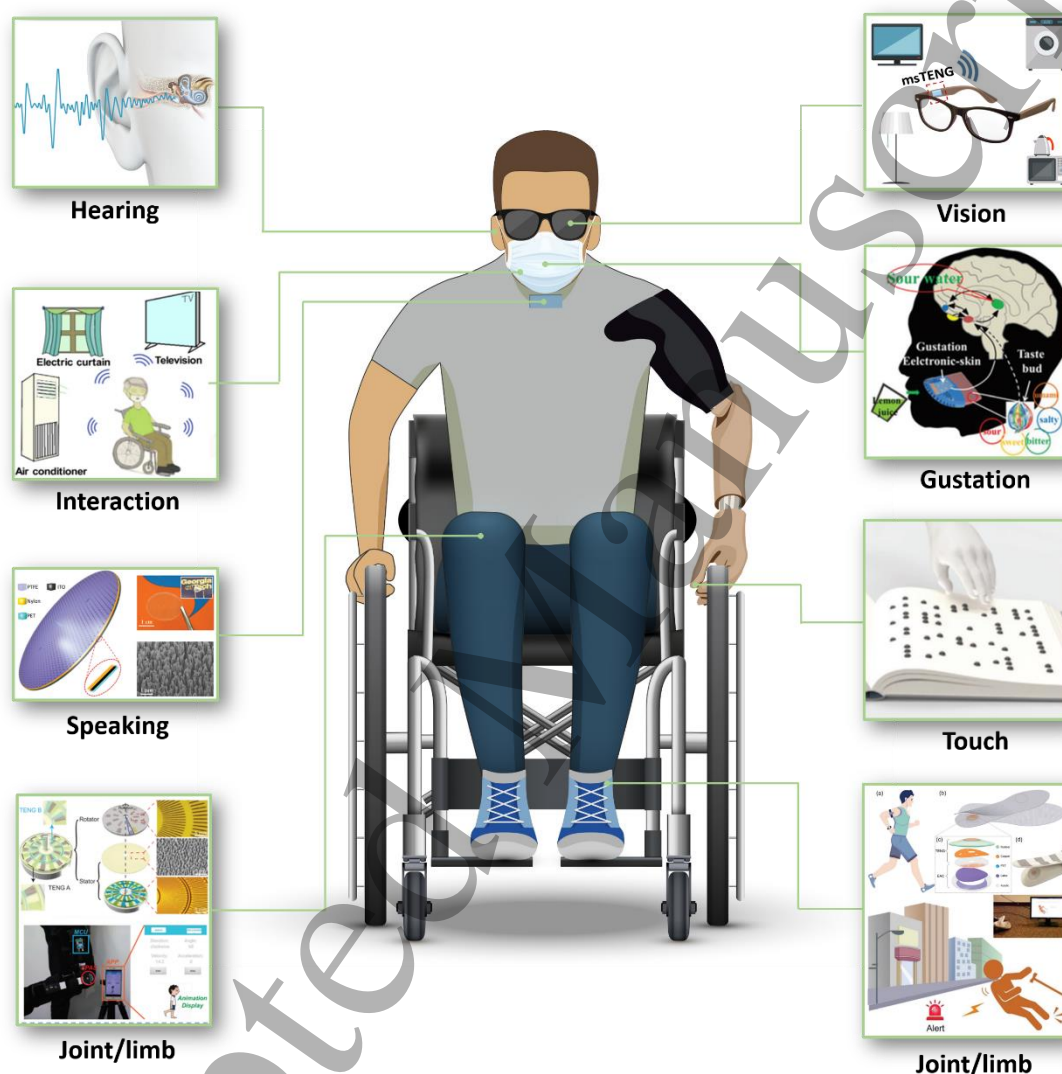


Figure 1. An overview illustration of assistive devices for the people with disabilities enabled by triboelectric nanogenerators (TENGs). Reproduced with permission [111], Copyright (2019) by Elsevier. Reproduced with permission [90], Copyright (2015) by John Wiley and Sons. Reproduced with permission [104], Copyright (2020) by John Wiley and Sons. Reproduced with permission [95], Copyright (2019) by Royal Society of Chemistry. Reproduced with permission [83], Copyright (2018) by John

Wiley and Sons. Reproduced with permission [105], Copyright (2018) by John Wiley and Sons.

2. Triboelectric nanogenerator

2.1 Theory of TENG

The triboelectric effect is a kind of electrification effect caused by contact [57]. When the two objects with different abilities to gain or lose electrons come into contact with each other, the electrons are transferred from one object to the other, causing the two objects to carry equal amounts of different charges. The surface of a material that has a strong ability to gain electrons will attract negative charges. On the contrary, a surface of a material that has a strong ability to lose electrons will attract positive charges. The essence of triboelectric effect is the transfer of electric charge. The positive or negative charge of a material depends on the ability of two contacting materials to obtain electrons.

The triboelectric effect widely exists in people's daily life. For a long time in the past, the triboelectric effect was regarded as a negative effect. For example, static electricity caused by triboelectricity will bring huge losses to industrial production, electronic equipment, and human life. Until recent years, Professor Zhong Lin Wang proposed the triboelectric nanogenerator. Its principle is based on the coupling of triboelectric effect and electrostatic induction effect, which can directly convert mechanical energy into electrical energy and turn negative effect into positive effect. It is widely used in the fields of energy harvesting and self-powered sensing.

The basic principle of TENG can be traced back to Maxwell's equation. Maxwell's equation is one of the most important equations in the field of physics. Maxwell introduced displacement current in Ampere's law to satisfy the continuity equation of charge. Professor Zhong Lin Wang extended the expression of the displacement current (Wang term), the term $\frac{\partial P_s}{\partial t}$ was introduced in Maxwell's displacement current for describing the theory of nanogenerators, where P_s is the polarization density introduced by surface electrostatic charges owing to contact-electrification or piezoelectric effect [58]:

$$\varepsilon \nabla \cdot E = \rho - \nabla \cdot P_s \quad (1)$$

$$\nabla \cdot B = 0 \quad (2)$$

$$\nabla \times E = -\frac{\partial B}{\partial t} \quad (3)$$

$$\nabla \times H = J' + \varepsilon \frac{\partial E}{\partial t} + \frac{\partial P_s}{\partial t} \quad (4)$$

$$J_D = \frac{\partial D}{\partial t} = \varepsilon \frac{\partial E}{\partial t} + \frac{\partial P_s}{\partial t} \quad (5)$$

Note that E is the electric field, B is magnetic induction, H is magnetic field intensity, ρ is the distribution of free charges in space, J is the density of free conduction current density in space as a result of charge flow, t is time, D is the electric displacement vector, based on which Maxwell proves the equivalence of electricity and magnetism. As the theoretical origin of the TENG, Maxwell's displacement current (Eq.5) is caused by the time variation of the electric field plus a media polarization term. The addition of the P_s term to the electric displacement vector opens the application of Maxwell's equation in the field of energy and sensing. With the establishment of general theories and continuous improvement of materials and structures, TENG will reach new heights in the field of energy and sensing.

2.2 Working mode of TENG

In order to make more effective use of various mechanical energy in different environments, so that the TENG under different motion state can convert mechanical energy into electrical energy, the researchers established four working modes of the TENG: vertical contact-separation mode, lateral sliding mode, single-electrode mode and freestanding triboelectric-layer mode. These four basic working modes are the basis of all structures of TENG, and many different structures can be derived according to specific applications [15].

Vertical contact-separation mode

As shown in figure 2(a), two different materials are used as two friction layers, and conductive materials are deposited on the surfaces of these two friction layers as electrodes. Under the action of external force, the two friction layers contact with each other, the surface of the material will generate an equal amount of heterogeneous charges. When the external force is released, the two friction layers begin to separate, at this time, an electric potential difference is generated at the interface, free electrons flow from an electrode to another driven by the electrostatic field. When the two friction layers are in close contact again, this potential difference will disappear. When applying and releasing mechanical force to this working mode TENG, periodic voltage output will be obtained [59-61].

Lateral sliding mode

1
2
3
4
5
6
7
8
9
10
11
12
13
14
15
16
17
18
19
20
21
22
23
24
25
26
27
28
29
30
31
32
33
34
35
36
37
38
39
40
41
42
43
44
45
46
47
48
49
50
51
52
53
54
55
56
57
58
59
60

As shown in figure 2(b), similar to the vertical contact-separation mode, two different materials are used as two friction layers, and conductive materials are deposited on the surfaces of these two friction layers as electrodes. When the two friction layers are in complete contact, the charges are in equilibrium and there is no potential difference at the interface. When an external force is applied to the two friction layers in the horizontal direction of the relative displacement, the electrons on two electrodes are driven to flow by the triboelectric charges. A periodic voltage output can be generated by sliding the two friction layers periodically when they are completely in contact and completely separated. Compared with the previous working mode, the voltage output of this mode is more impressive due to more effective contact [62, 63]. This working mode can also be extended to other structures, such as disc rotation and so on.

Single-electrode mode

As shown in figure 2(c), the single-electrode mode TENG consists of a movable friction layer and an electrode. When the friction layer and the electrode layer are in close contact, the surface of two kind of materials will induce the same amount of different kinds of charges. When the friction layer leaves the electrode layer, the field distribution of local electric will change. In order to adapt to potential changes, electrons will flow between the electrode and the ground. Periodic contact and separation of friction layer and electrode layer can generate periodic voltage output [64, 65]. This working mode can also be extended to a single-electrode-sliding mode.

Freestanding triboelectric-layer mode

As shown in figure 2(d), Two unconnected symmetrical electrodes are respectively plated under the dielectric layer (charged body), and the width of the electrodes is consistent with the width of the moving object. The reciprocating movement of this charged body between the two electrodes will cause an asymmetric charge distribution on the surface of the material. Electrons will flow from one electrode to the other, in an effort to balance the change of electric potential difference [66, 67]. Due to this structure, there is no direct mechanical contact between the dielectric layer and the symmetrical electrode, which can greatly reduce the wear of materials and prolong the service life of TENG.

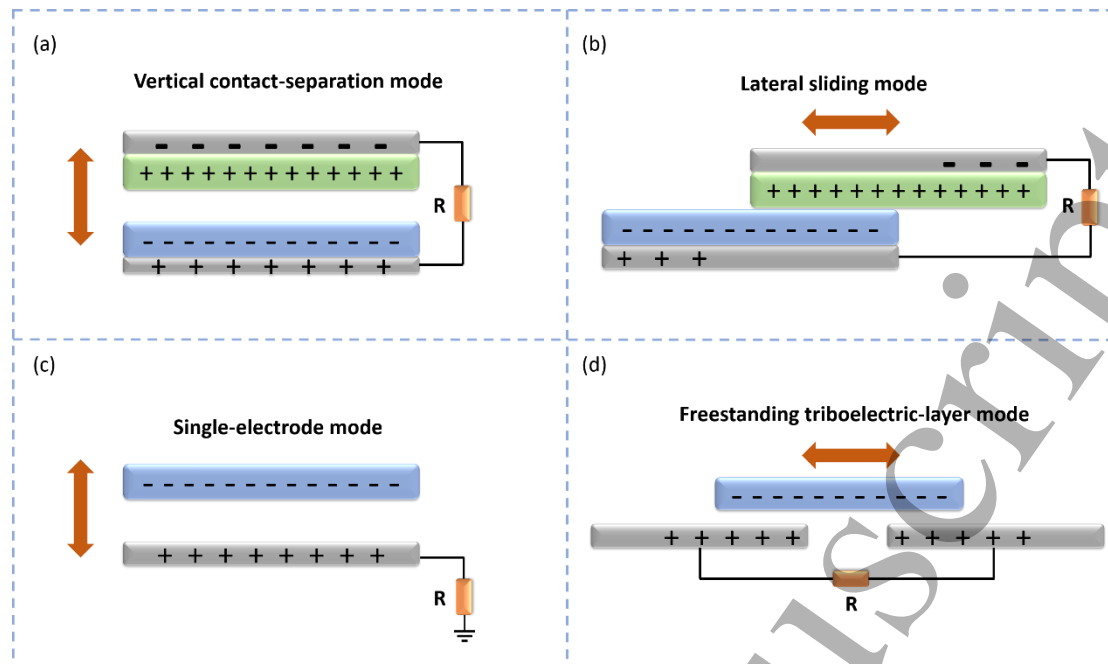


Figure 2. Four fundamental working modes of TENG. (a) Vertical contact-separation mode. (b) Lateral-sliding mode. (c) Single-electrode mode. (d) Freestanding triboelectric-layer mod.

3. Assistive devices for the people with disabilities based on TENG

3.1 TENG-based devices for the hearing impaired

There are many people experiencing from hearing impediments. Sensorineural hearing loss is one of the most typical hearing disorders caused by the damage of hair cells of the Corti in the cochlea (figure 3(a)) [68]. Cochlear implant is a device that converts sound into coded electrical signals [69]. In recent years, with the development of electronic technology and materials science, many researchers have been studying various kinds of cochlear implants [70-72], such as piezoelectric based sensors [73-76]. Such devices can convert sound waves into specific electrical signals, which have a wider frequency response and frequency selectivity. However, the output signal of piezoelectric sensors is lower and the production cost is higher. Therefore, a sensor that is simple to manufacture, low in cost, and has high sensitivity and high signal-to-noise ratio is needed to solve these problems.

Liu et al. reported a novel bionic cochlear auditory sensor enabled by triboelectric nanogenerator, which can transform acoustic signal to electrical signal directly, and realized the function of frequency selectivity [68]. As shown in figure 3(b), the sensor imitates the basement membrane of the cochlea and consists mainly of a trapezoidal

1
2
3 polytetrafluoroethylene (PTFE) film and nine small rectangular silver electrodes. The
4 external sound signal makes the PTFE film resonate, contacting and separating from
5 the electrode layer to generate a voltage signal. Different position on the trapezoidal
6 structure has its own specific response frequency range from 20 to 3000 Hz.
7
8
9

10 Guo et al. recently reported a self-powered triboelectric auditory sensor (TAS) for
11 an external hearing aid in bionic robot also in assistive devices for the people
12 experience from the hearing impediments [77]. The core structure of the TAS consists
13 of a fluorinated ethylene-propylene (FEP) film with Au electrode, a 100 μm thick spacer,
14 and a film with Au electrode. FEP membrane has a porous structure to make the sound
15 wave across, the outside of the TAS is an acrylic board for fixing. When a certain
16 frequency of sound wave passes through, the Kapton film and the FEP film in the device
17 will contact and separate at a certain frequency, thereby generating electrical signals.
18 The reported TAS has achieved an ultrahigh sensitivity of 110 mV dB⁻¹ and a widest
19 ever frequency response from 100 to 5000 Hz. In most cases, the hearing impaired is
20 deaf to only one or several specific frequency areas. The advantage of TENG based
21 sensors is that they can be designed to meet a variety of requirements using a variety of
22 structures and do not require complex signal conversion circuits, thus minimizing the
23 overall system cost. Through the structural design, the device can work in the
24 corresponding resonant frequency region, and the signal spectrum can be converted and
25 analyzed to repair the sound information. This work demonstrated the potential of TAS
26 as a cochlear implant or a hearing aid.
27
28
29
30
31
32
33
34
35
36
37
38
39
40
41
42
43
44
45
46
47
48
49
50
51
52
53
54
55
56
57
58
59
60

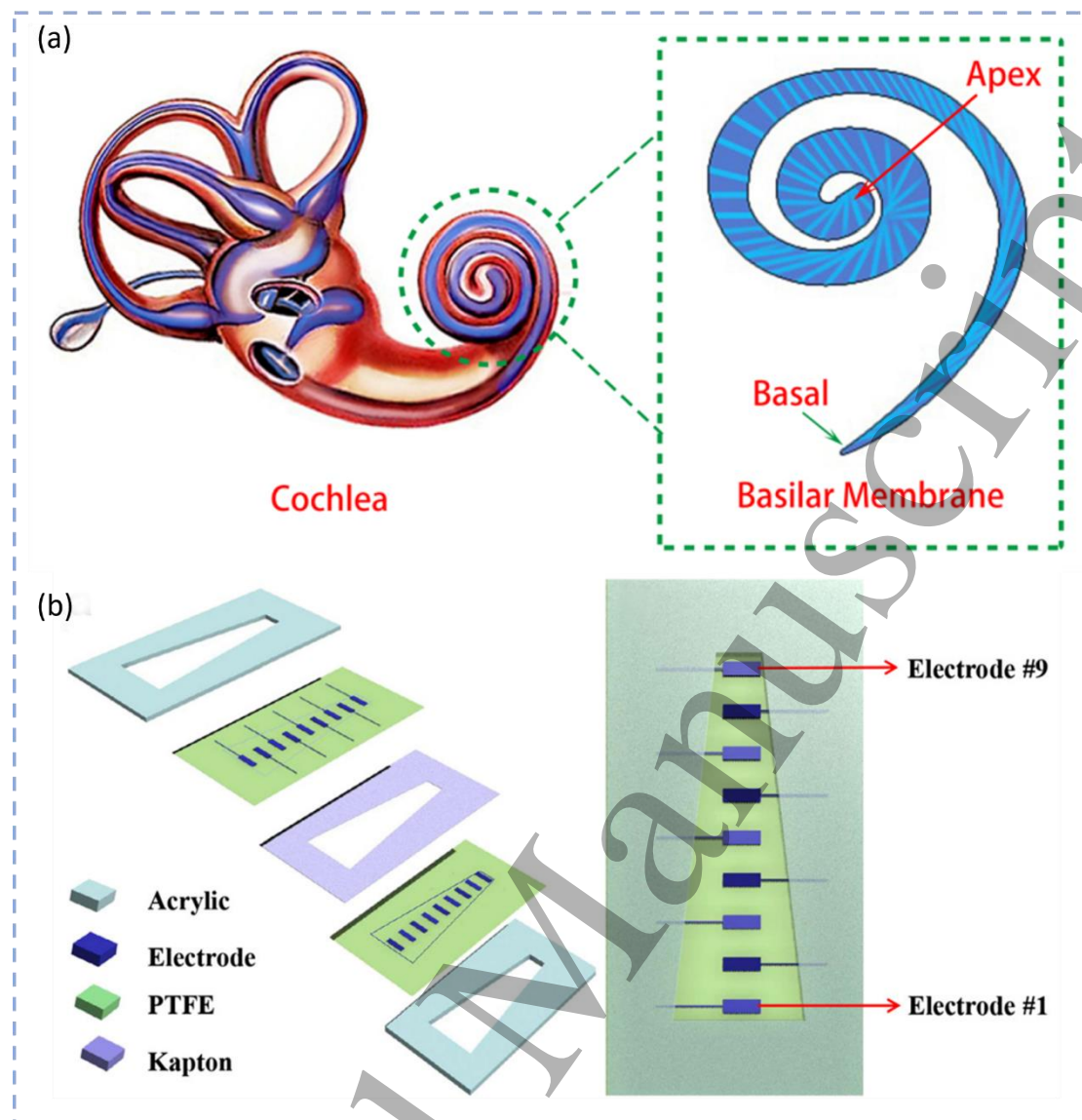


Figure 3. TENG-based devices for the hearing impaired. (a) Conceptual schematics of the cochlear and the basilar membrane. (b) Structural design of the bionic cochlear auditory sensor for frequency selectivity [68], Copyright (2018) by Springer Nature.

3.2 TENG-based devices for the vision impaired

Studies have revealed that more than 80% of external information reaches the brain through vision, however there are about 39 million blind people worldwide [78]. Because of impaired vision, the blind cannot get information efficiently like the normal. They rely on tactile sense, hearing and residual vision to obtain information around the environment. The sense of touch, which is a comprehensive function of pressure, somesthesia in the hands and skin, is the most important way for visually impaired people to perceive the world and obtain information from outside [79]. For text messages, the

1
2
3 blind usually gets them by touching Braille contacts with finger, however Braille books
4 are immutable and thick. Currently, some researchers have studied Braille display
5 devices, most of them are based on electromagnetic, piezoelectric or electrical
6 stimulation [80-82]. However, these devices have complex structures or require high-
7 voltage power supply drive, which is potentially dangerous. Therefore, a safe, efficient,
8 simple and low-cost braille display device is needed.
9

10
11
12
13 Recently, Qu et al. demonstrated a refreshable Braille display system based on
14 dielectric elastomer and TENG [83]. Dielectric elastomer is used as an actuator, and
15 TENG is used as an actuating source. Through the IPC etching treatment on the Kapton
16 surface of the friction layer of TENG, its output performance is effectively improved,
17 so that it is enough to actuate the dielectric elastomer membrane. As is shown in figure
18 4 (a), the Braille display system consists of three parts: TENG, control module and
19 Braille display module. Researchers used dielectric elastomer membrane to fabricate
20 the Braille dots for their display. They are raised and lowered through the combined
21 effect of high voltage and air pressure inside the display module. By integrating an
22 electronic switch into display system, researchers turned a single six-dot Braille module
23 from a static device into a dynamic device. Dielectric elastomer is a good combination
24 with TENG, compared to commercial high-voltage power supply, TENG has the
25 advantage of good safety. By touching the contacts of the Braille display system, the
26 blind can obtain Braille information. This provides the possibility for the realization of
27 portable, safe and low-cost Braille e-books (figure 4 (c)).
28
29
30
31
32
33
34
35
36
37
38
39
40
41
42
43
44
45
46
47
48
49
50
51
52
53
54
55
56
57
58
59
60

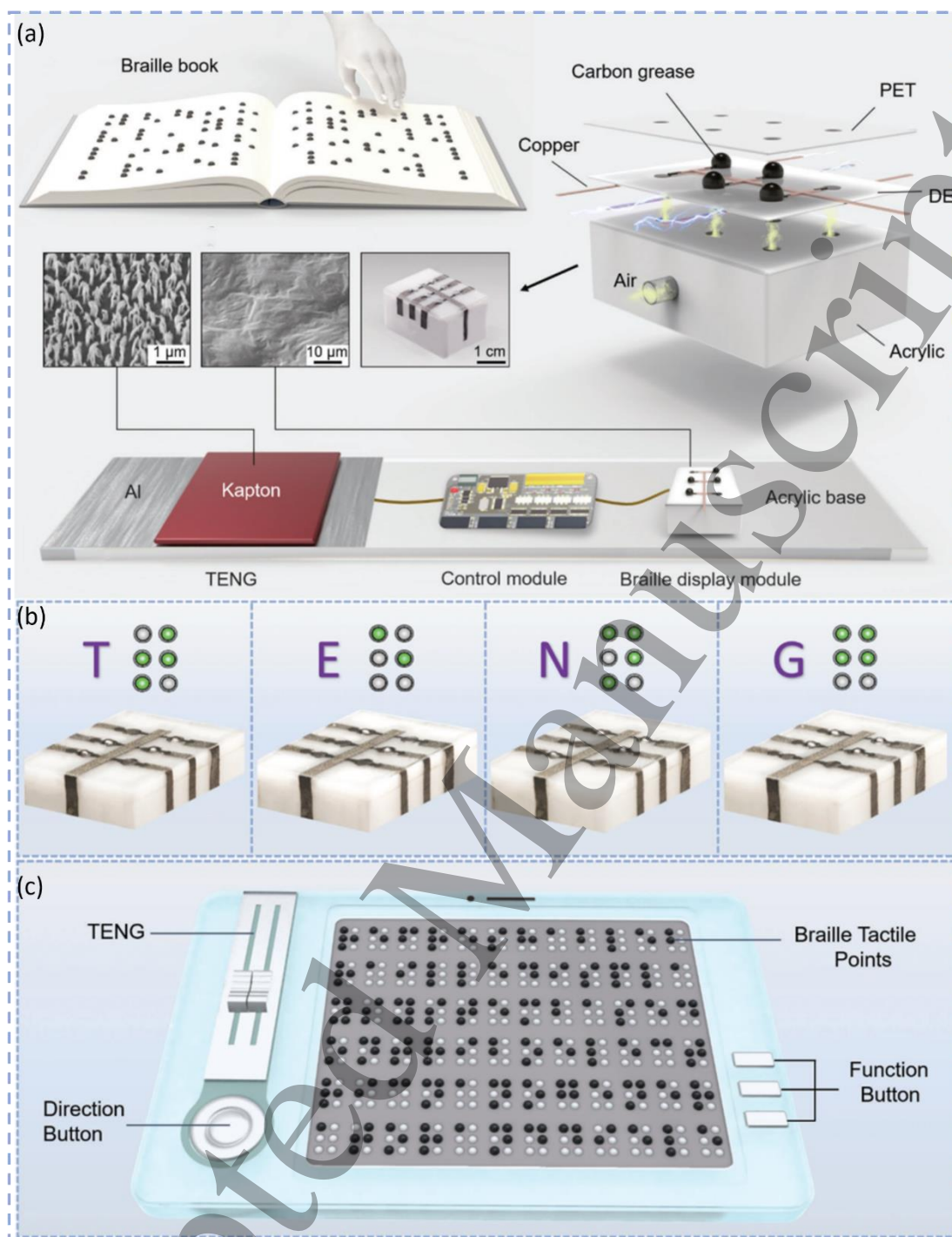


Figure 4. TENG-based devices for the vision impaired. (a) Design of the Refreshable Braille Display System. The system consists of the TENG, Braille display module, and the control module. (b) Braille letters of "T," "E," "N" and "G" displayed by Refreshable Braille Display System. (c) Refreshable, cost-effective, and safe Braille e-book for the blind [83], Copyright (2018) by John Wiley and Sons.

3.3 TENG-based devices for the speech impaired

Language is the main method of our daily communication. However, for many

1
2
3 people with speech impairment, they cannot communicate effectively with others like
4 the normal. As a result, they may even have social fear and low self-esteem, stand the
5 pain of the body at the same time to the torture of soul. Speech impairment is a
6 functional disorder of the vocal organs, which is caused by the shortening of the tongue
7 muscle belt, cleft lip and palate, and throat muscle incoordination. In order to alleviate
8 the pain of speech disorders, the development of speech rehabilitation assistive devices
9 is of great significance. The auxiliary vocalization methods include esophageal/tracheal
10 vocalization, electronic larynx, auto-pneumatic artificial larynx, etc. [84-86]. However,
11 they have certain defects. For example, the esophageal/tracheal sound generator needs
12 to be inserted into the esophagus/trachea, which is easy to cause infection; the precision
13 of the electronic larynx is low and requires the patient to hold it. In addition, so far,
14 most wearable pressure sensors are based on the principle of capacitance [87],
15 piezoelectricity [88, 89] and resistivity [85] changes. Although each has its advantages,
16 the structure is generally complicated and requires an external power supply. Therefore,
17 for the speech impaired, their ideal speaker is a wearable, hands-free and self-powered.
18
19

20
21
22 Yang et al. proposed a self-powered bionic membrane sensor (BMS) for voice
23 recognition [90]. As is shown in figure 5 (a), polyethylene terephthalate (PET) film is
24 used as the supporting substrate, a layer of indium tin oxide (ITO) coated nylon film is
25 covered on the PET substrate. Nylon and ITO are used as friction layer and electrode
26 layer respectively, and PTFE film with nanostructure is used as another friction layer.
27 A PTFE membrane is tented outwards at the level of the tip of an umbo, and PET is
28 used as the material of umbo. The height of the umbo will determine the pressure
29 detection limit and detection range of the sensor. The tapered structure between PTFE
30 and nylon forms a cavity, and two circular holes with a diameter of 0.5 mm penetrate
31 through the three layers of PET, ITO and nylon to make the tapered cavity merge with
32 the surrounding air. BMS has fast response time (less than 6ms), wide dynamic range
33 (0.1 Hz to 3.2 kHz) and higher sensitivity (51mV Pa^{-1}). As shown in figure. 5(b), BMS
34 is attached to the throat of the experimenter as a self-powered laryngeal microphone.
35 When the experimenter sounds with the throat, BMS presents the sound information in
36 the form of voltage, as shown in figure. 5(c). Fourier transform is applied to the signal
37 to present the sound information of 45-1500 Hz. It can be used in the field of speech
38 recognition, as well as in the field of wearable medical care, providing convenience for
39 people with speech impairments without throat damage.
40
41
42
43
44
45
46
47
48
49
50
51
52
53
54
55
56
57
58
59
60

1
2
3
4 Sensors in direct contact with human skin should show good flexibility and
5 stretchability, and have the ability of high signal quality, while rigid sensors cannot fit
6 human skin well. It is an important task to improve strain sensor so that it has all the
7 characteristics mentioned above. In order to better fit the contour of the throat, Hwang
8 et al. proposed a highly stretchable, sensitive and transparent sensor based on the
9 multifunctional silver nanowires (AgNWs)/poly(3,4-ethylenedioxythiophene):
10 polystyrenesulfonate (PEDOT:PSS)/polyurethane (PU) nanocomposite, and integrate
11 TENG and supercapacitor as energy supply and storage for amplifier (figure 5(d)) [91].
12 Attach the device to the throat as an autonomous invisible conformal sensor to monitor
13 the motion of a person's throat, such as breathing, coughing, drinking, swallowing and
14 eating. It has been used universally. This has important implications for people with
15 language impairments, as the sensors can alert themselves and those around them in an
16 emergency. In addition, it can also be used in other fields, including electronic skin, soft
17 robot, human-computer interaction and so on.
18
19
20
21
22
23
24
25
26
27
28
29
30
31
32
33
34
35
36
37
38
39
40
41
42
43
44
45
46
47
48
49
50
51
52
53
54
55
56
57
58
59
60

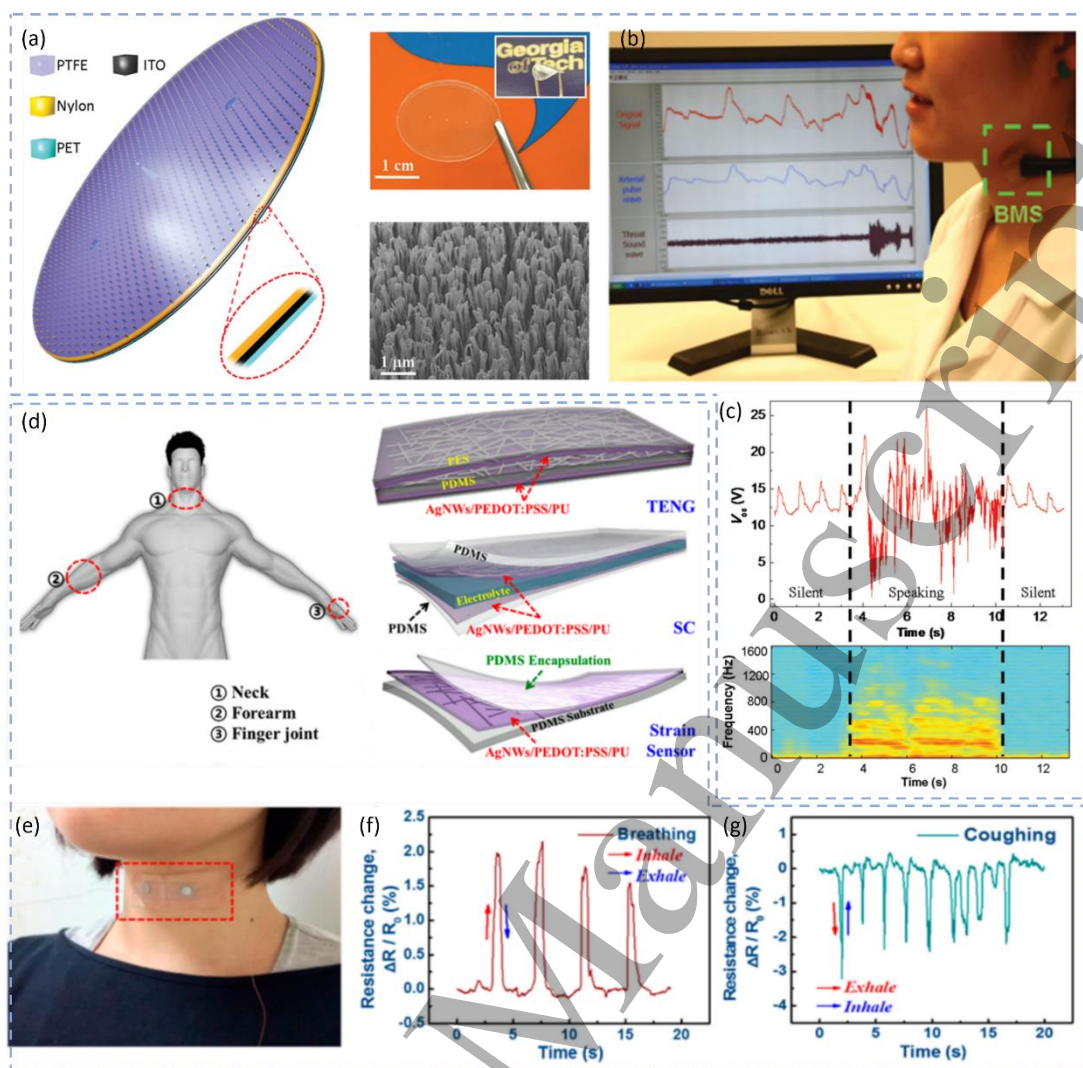


Figure 5. TENG-based devices for the speech impaired. (a) Structural design of the bionic membrane sensor (BMS). (b) A picture showing the BMS attached to the participant's neck acting as a self-powered throat microphone. (c) The real-time voltage output in response to the throat vibration during speaking, and corresponding Fourier transform of the acquired output voltage, the frequency components spanning from 45 to 1500 Hz [90], Copyright (2015) by John Wiley and Sons. supercapacitor (d) Schematic descriptions of the TENG, supercapacitor (SC), and strain sensor. (e) Monitoring of throat motion. (f, g) Resistance change of the strain sensor, measured by SC charged by TENG, during breathing and coughing [91], Copyright (2015) by American Chemical Society.

3.4 TENG-based devices for the gustation impaired

Feeling plays a vital role in the interaction between human beings and the external

1
2
3 environment [92]. Taste buds are special receptors on the tongue, that can detect and
4 transmit gustatory information to the brain. Artificial taste electronic skin can recognize
5 drinks, transmit biochemical sensing signals to the brain and participate in taste
6 perception, which may be helpful for the gustation impaired. Recently, surface acoustic
7 wave sensors and cell substrate impedance sensor have realized the substitution of taste
8 [93]. However, these devices usually require large external power supply, which
9 increases the production cost and limits the promotion of integrated flexible artificial
10 taste system [94].

11
12 To this end, Zeng et al. proposed a self-powered biosensing enabled by
13 triboelectrification and biochemistry, for the detection of pH value and alcohol
14 concentration [95]. The biosensing can overcome the technical gap in power supply,
15 beverage chemical state detection, signal transmission and other aspects of neural
16 bionics, the outputting current signal carries the sensory information obtained from
17 taste buds and transmits it to the brain, as shown in figure 6(a). The sensor is composed
18 of three parts: polydimethylsiloxane (PDMS) layer, Cu electrode and polypyrrole (Ppy)
19 film, PDMS film is used as substrate and triboelectric material; photolithography
20 patterned copper network is utilized as electrode and supporter to maintain Ppy; Ppy
21 polymer film is used as triboelectric and sensing material, as illustrated in figure 6(b).
22 Figure 6(c) shows that the sensor has good flexibility and transparency. The surface
23 chains of Ppy will change in different pH and alcohol concentrations, resulting in
24 different electron affinity for the Ppy surface. So that the output will be affected by the
25 chemical state of the interface between Ppy and PDMS. Under acidic conditions, H^+
26 ions make the Ppy change to oxidation state and increase the electron affinity, which
27 results in much lower output of the sensor. Under alkaline condition, OH^- ions make
28 the Ppy change to the reduction state and decrease the electron affinity, causing the
29 output of the sensor higher. Ethanol in the enzymatic reaction can be decomposed into
30 ethanol and H^+ ions, therefore, with the concentration of ethanol in the solution
31 increased, the output of the sensor decreased. The self-powered biosensing can detect
32 common beverages, such as Chinese tea, apple vinegar, Chinese liquor and beer which
33 diluted by adding different proportions of water, as shown in figure 6(d). Figure 6(e)
34 proves that the sensor can taste various beverages without external power supply. This
35 study provides a novel approach for developing artificial gustation sensor with low cost.
36
37
38
39
40
41
42
43
44
45
46
47
48
49
50
51
52
53
54
55
56
57
58
59
60

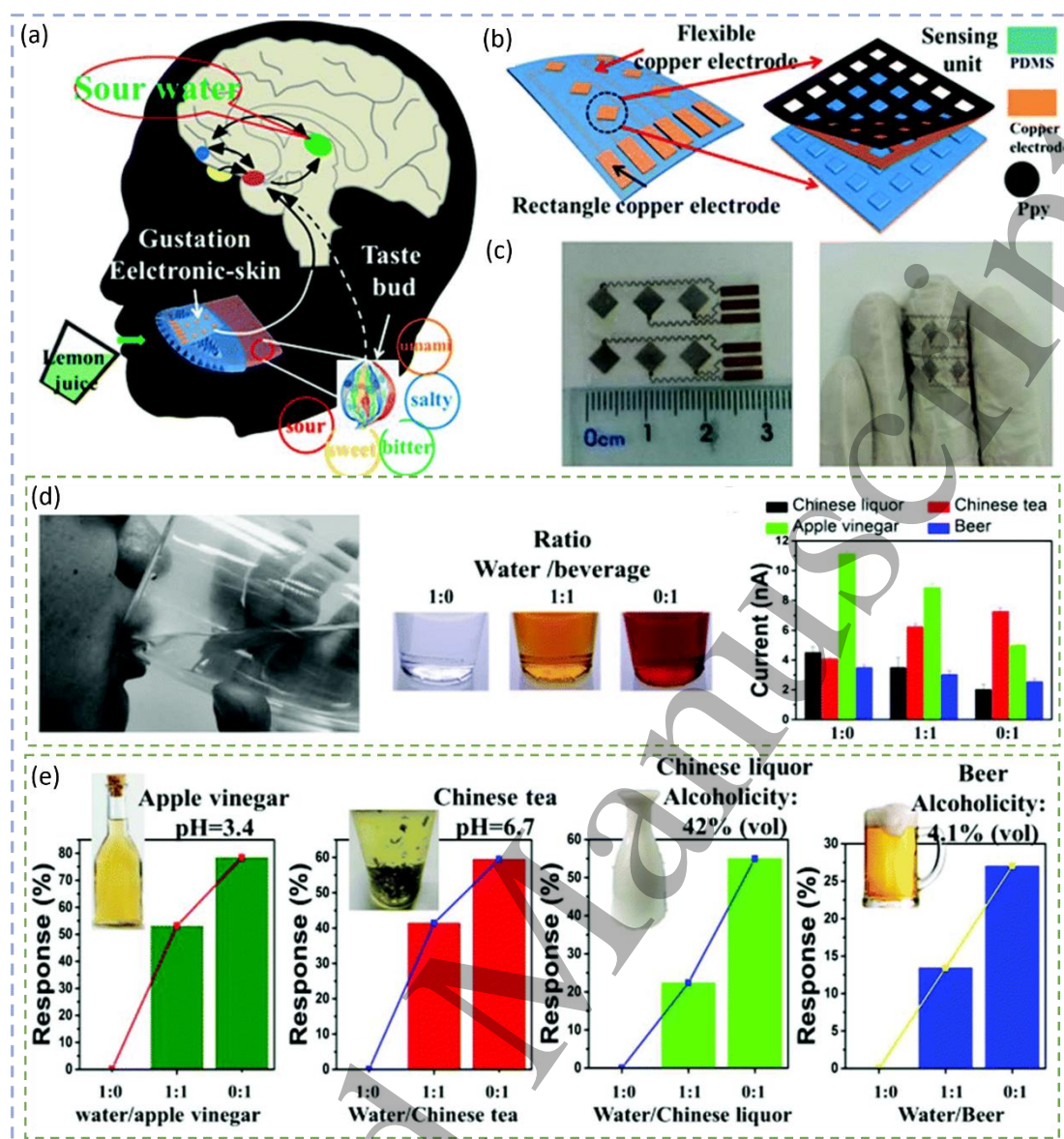


Figure 6. TENG-based devices for the gustation impaired. (a) An artificial gustation system (e-skin) for gustatory perception substitution without an external electricity source. (b) Basic structure of the e-skin. (c) Optical pictures of the e-skin. (d) The biochemical sensing performance of biosensing e-skin against four kinds of beverages. (e) The relationship between response and pH value (alcoholicity) of apple vinegar, Chinese tea, Chinese liquor and beer [95], Copyright (2019) by Royal Society of Chemistry.

3.5 TENG-based devices for the joint (limb) impaired

With the rapid development of modern society, human health may be affected by the fast-paced life, and their joint (limbs) may also be injured by some accidents. For the joint (limb) impaired, rehabilitation accessory instrument and motion detection

1
2
3 equipment are essential [92, 96-98]. However, these appliances are currently bulky and
4 costly. In addition, the main strategy for powering motion sensors is to use batteries or
5 power supplies, which have many disadvantages, such as limited lifetime, rigid
6 structure, and environmental pollution [99-103]. Therefore, it is of great significance to
7 explore new technologies of energy acquisition in human or environment, to realize
8 self-power supply and to reduce the burden for the people with disabilities.
9

10
11
12
13 Towards this goal, Wang et al. have reported a self-powered angle sensor (SPAS)
14 which is based on two rotary contact-sliding mode TENG devices, with benefits of
15 lightweight, thin thickness and low cost [104]. The SPAS consists of two coaxial parts,
16 one is the rotator which mainly includes two groups of radially-arrayed freestanding
17 electrodes made up of copper with different central angle, the other is the stator which
18 consists of the electrification layer made of a Kapton film and two groups of interdigital
19 electrodes made of copper. The SPAS could record angle data of the joints
20 flexion/extension, and then transmit to the microprogrammed control unit (MCU),
21 eventually, the vital motion parameters and status of joints could display real-time on
22 the application (APP), as illustrated in figure 7(a). Figure 7(b) shows The SPAS paves
23 a new approach for application for personalized orthopedic recuperation.
24
25
26
27
28
29
30
31
32

33 Accurate monitoring of human gait is essential for health assessment and early
34 diagnosis, especially for the medical care of the elderly and injured. Abnormal gait may
35 be an important predictor of disease risk. Towards this goal, Lin et al. designed a smart
36 insole for real-time gait monitoring with the novel air-pressure-driven structure based
37 on a TENG, of which the structure is shown in figure 7(c, d) [105]. This sensor consists
38 of an elastic air chamber and a TENG which utilize the air pressure within the sealed
39 device to achieve the contact and separation events between the two triboelectric layers.
40 This sensor could monitor and analyses the injury condition and rehabilitation of the
41 patient and also be used as an emergency fall detection alert system for the elder,
42 patients and the people with disabilities.
43
44
45
46
47
48
49

50 Lin et al. have proposed a seesaw structured triboelectric nanogenerator (SS-TENG)
51 for monitoring the movement of passing objects and human foot [106]. This device
52 based on contact-separation working mode is composed of a top triboelectric unit and
53 two seesaw-structured linkages that link with a bottom triboelectric unit by flexible
54 connectors, as shown in figure 7(e). When the top triboelectric unit is driven downward
55 by the external force, a seesaw-like linkage will be triggered to lift the bottom
56 triboelectric unit and drive it to move upward, which means that both friction surfaces
57
58
59
60

participate in the relative motion and improve the moving speed, as illustrated in figure 7(f). Figure 7(g) shows the device could be installed in common shoes for bio mechanical energy collection and different states of human motion sensing due to the asymmetrical structure. Such devices would be of great help to persons with physical disabilities.

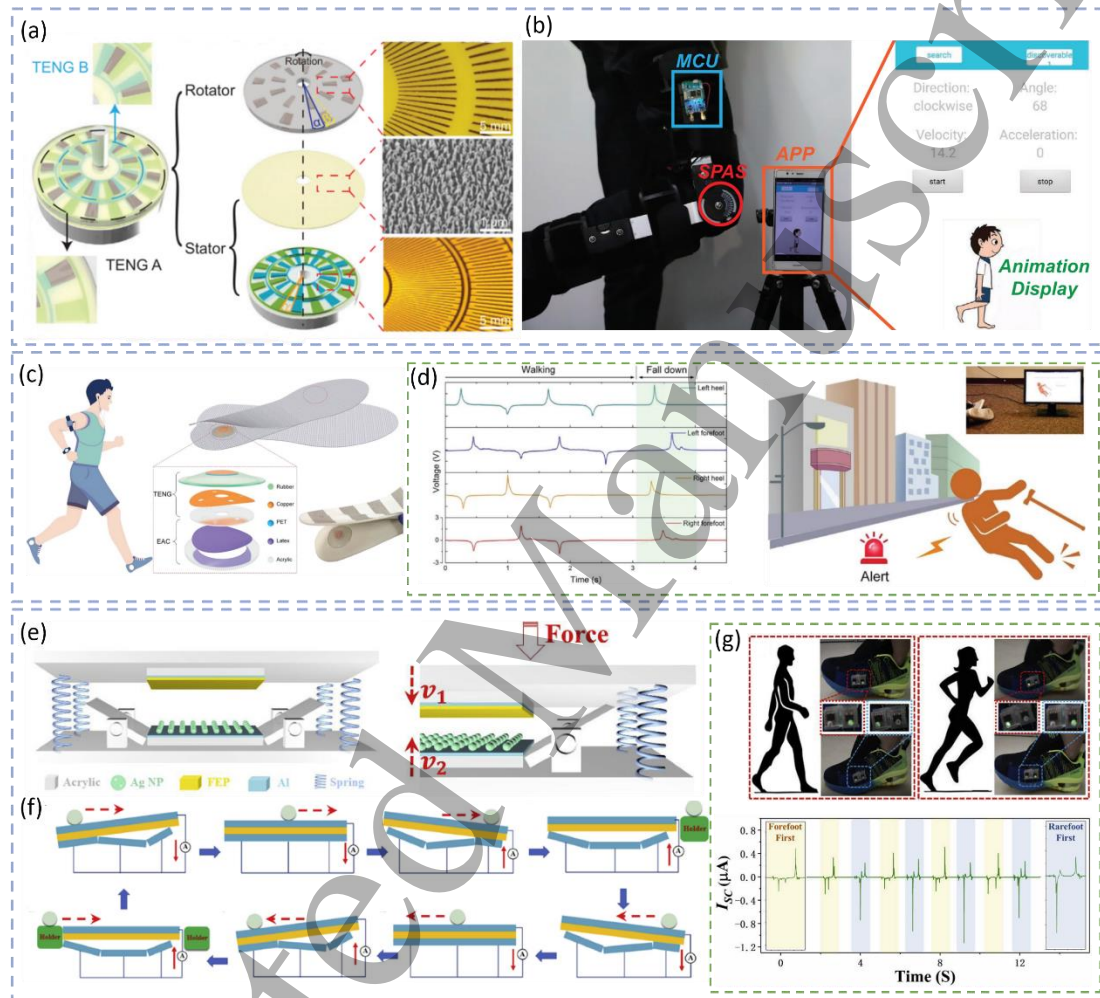


Figure 7. TENG-based devices for the joint (limb) impaired. (a) Detailed structural information of self-powered angle sensor (SPAS), which consists of two TENGs: the outer part is named as TENG A (indicated in black) while the inner part is TENG B (indicated in blue). (b) The application of SPAS to the recording of joints' flexion/extension angles [104], Copyright (2020) by John Wiley and Sons. (c) The smart insoles are assembled into the shoes to serve as a self-powered gait monitoring system, and structural design of the TENG-based sensor. (d) Application of the smart insoles for warning of fall down. (e) Structure of seesaw structured triboelectric

1
2
3 nanogenerator (SS-TENG) [105], Copyright (2018) by John Wiley and Sons. (f)
4 Working mechanism and dynamic states of SS-TNEG. (g) Demonstration of SS-
5 TENG by integrating LED circuit boards; Current signals of SS-TENG under forefoot
6 strike and rearfoot strike [106], Copyright (2019) by Elsevier.
7
8
9

10 11 12 **3.6 TENG-based devices for human-machine interaction**

13 Nowadays, smart devices (computers, household appliances, sensors, etc.) have
14 brought tremendous convenience to people's daily lives, and people are increasingly
15 inseparable from these devices [107]. Using these devices has become a fundamental
16 human skill. At present, human-computer interaction devices mainly rely on human
17 physical movement or voice interaction. However, due to physical or language defects
18 of some disabled people, these traditional human-computer interaction methods are not
19 friendly to some handicapped. The artificial interaction system designed for the people
20 with disabilities is to use the surviving physical functions, such as part of the limbs,
21 blinking, blowing/inhaling, and electromyographic signals, etc., through computer
22 coding, to realize the control of the environment [108-110]. Through these assistive
23 devices, the people with disabilities can have a convenient, safe, and healthy barrier-
24 free living environment to the maximum extent.
25
26
27
28
29
30
31
32
33

34 Zhang et al. proposed a self-powered sensor driven by breathing, which
35 interactively transmits control commands for human-machine interaction through
36 breathing. The sensor is based on a PET film with a flexible nanowire structure as a
37 friction layer and copper as an electrode layer (figure 8(a)) [111]. Its principle is shown
38 in figure 8(b), which is a single-electrode TENG. It can obtain the mechanical energy
39 of the airflow from the human breath and generate corresponding electrical signals. The
40 researchers connected the sensor to the signal processing module and the wireless
41 transmission module, converted real-time breathing (Blow and exhale) into command
42 signals, and successfully controlled furniture such as lights and fans without relying on
43 body movements or language (figure 8(c, d)).
44
45
46
47
48
49
50

51 Pu et al. proposed a hands-free control and typing system through the micromotion
52 of eye blink. This system is based on a single-electrode mode TENG which is called
53 mechnosensational TENG (msTENG) [112]. It has a multi-layer structure, in which
54 PET film is the substrate, FEP film is the friction layer, ITO attached to FEP is the back
55 electrode, and natural latex which will contact the skin near the eyes as another friction
56 layer. Compared with the traditional electrooculogram signal ($\sim 1\text{mv}$), this sensor can
57
58
59
60

1
2
3 effectively capture blinking motion and obtain a voltage ($\sim 750\text{mv}$) which is 750 times
4 higher than that of electrooculogram. Similarly, adding signal processing and
5 transmission modules to control furniture. Moreover, the system realizes the operation
6 of typing by blinking. There is a grouped keyboard on the operation interface, the cursor
7 will move quickly at a certain frequency, and the required characters can be confirmed
8 by blinking. The furniture control system and typing system based on msTENG provide
9 a low-cost and convenient human-computer interaction solution for the people with
10 disabilities, especially for the limb impaired, which has important practical value.
11
12
13
14
15
16

17 Anaya et al. proposed a none contact sensor, based on free-standing configuration
18 TENG. Ecoflex and PEDOT: PSS-based film is the key to the sensor as is shown in
19 figure 8(e, f) [113]. Due to the triboelectric interaction between the two elements in
20 motion, voltage is generated in a separate conductor by non-contact electrostatic
21 induction. In addition, the researchers used circuits and python to realize human-
22 computer interaction by blinking eyes, such as hands-free car control, drone control,
23 and driver fatigue monitoring. TENG based sensors of this type are innovative in
24 materials and structures, providing a novel design concept for intelligent sensor
25 technology, human-machine interaction and promising applications in disability
26 assistive tools.
27
28
29
30
31
32
33
34
35
36
37
38
39
40
41
42
43
44
45
46
47
48
49
50
51
52
53
54
55
56
57
58
59
60

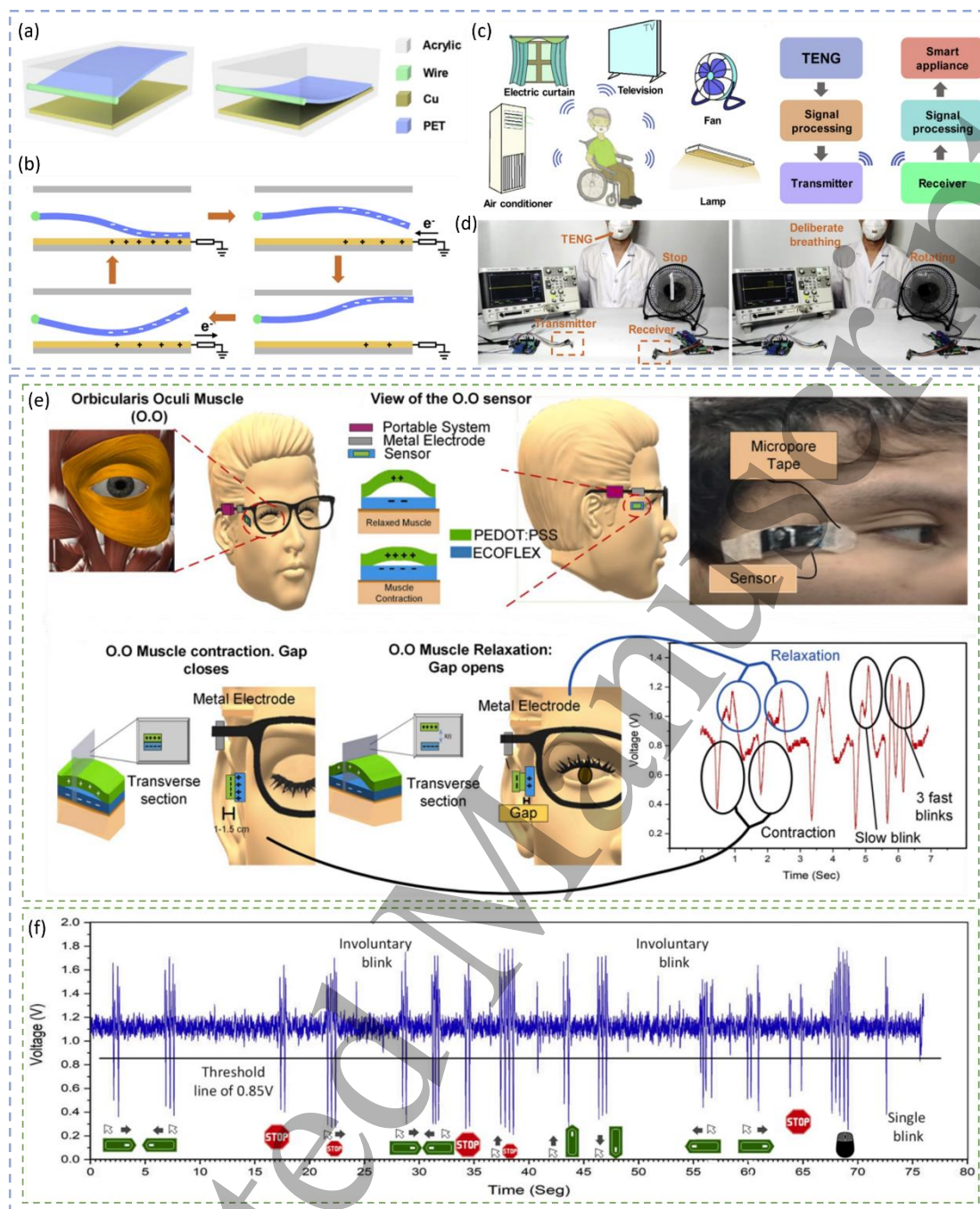


Figure 8. TENG-based devices for human-machine interaction. (a, b) Structure and Working mechanism of the breath-driven TENG. (c, d) Sketch of a smart wireless human-machine interaction system based on the breath-driven TENG for controlling electrical equipment [111], Copyright (2019) by Elsevier. (e, f) The demonstration of a hands-free typing system to help people experiencing from physical disability to communicate with the world. The words on the screen are typed with eye blinking [113], Copyright (2020) by Elsevier.

3. Summaries and Perspectives

1
2
3
4
5
6
7
8
9
10
11
12
13
14
15
16
17
18
19
20
21
22
23
24
25
26
27
28
29
30
31
32
33
34
35
36
37
38
39
40
41
42
43
44
45
46
47
48
49
50
51
52
53
54
55
56
57
58
59
60

This review systematically summarizes the research progress of TENG as an assistive tool (sensing) for the people with disabilities for the first time. As a new technology that can directly convert mechanical energy into electrical energy, TENG has been successfully applied to the fields of sound sensors, tactile sensors, wearable sensors, joint motion monitoring, and human-computer interaction, for people with a variety of disabilities. It provides a new choice of assistive devices for the people with disabilities. As a sensor, TENG has the advantages of zero power consumption, easy manufacturing, lightweight, low cost, etc. It can greatly reduce the threshold for the people with disabilities to use modern electronic equipment and personal monitoring products, and make the use of assistive devices for the people with disabilities including human-computer interaction more convenient. Although the direct application of TENG in the field of assistive devices for the people with disabilities is currently insufficient for TENG, we expect that significant progress will be made in this field in the near future. For example, TENG's structural design and material innovation will be used to expand the range of applications for disabled assistive devices, as well as the industrialization and commercialization of TENG based sensors to make them more suitable for practical applications. Although TENG has enjoyed rapid development in recent years, as an emerging technology, more extensive and in-depth research into TENG is needed to meet the needs of more extensive applications and the requirements of daily use for the people with disabilities, which are summarized as follows:

Stability and durability of devices: Since TENG is mostly made of polymer and metal materials, the friction layer will be consumed during contact, separation or sliding, reducing its stability and durability. To solve these problems, further improvements in materials are required, or give full play to the advantages of the encapsulation layer. For example, replacing rigid materials with flexible ones such as functional hydrogel, conductive polymer, ionic conductor and so on will reduce the loss of the device and increase their service life. At the same time, if the whole device is made flexible and stretchable, its comfort can be greatly enhanced. Appropriate packaging can not only effectively protect the device, make it dustproof and waterproof, increase its compression resistance, but also optimize the output performance of the device. These research directions being studied may become a breakthrough point in the development of stability and durability of TENG based devices. Stable devices are of great significance to the people with disabilities, which can reduce the number of equipment changes and avoid unnecessary trouble.

1
2
3
4
5
6
7
8
9
10
11
12
13
14
15
16
17
18
19
20
21
22
23
24
25
26
27
28
29
30
Miniaturization of devices: With the development and maturity of semiconductor technology, the size of electronics has become small enough. However, in comparison, the current size of TENG is still too large in the research stage of the laboratory due to handmade. So that the miniaturization of TENG is also necessary to meet the needs of small-scale applications. To solve this problem, industrial processing and manufacturing technologies are very necessary, which will be more delicate than manual, and can effectively reduce the size of the device, and ensure the uniform performance of the device. While reducing the size of the device, the high output performance of devices still be needed, which depends on the development of new materials science, reasonable structures, and advanced manufacturing technologies. For example, more advanced micromachining technology can be used to further study on the impact of various microstructures (shape, arrangement, size, etc.) on the output performance. In addition, device array is also the future trend to realize the diversification of functions. Smaller devices, better output performance and diversified functions can make it more widely used in assistive tools for the people with disabilities. Such as prosthetic pressure detection, fingertip tactile sensation, etc.

31
32
33
34
35
36
37
38
39
40
41
42
43
44
45
46
47
Optimization of devices: Although the current TENG has the advantages of high voltage output and high sensitivity as a sensor, there are still some problems in the process of using. For example, when it is used as a wearable sensor, complex human activities will cause great signal interference; The output performance of TENG can be significantly affected in humid, low, or high temperature environment, and these problems still need to be addressed through further optimization. Therefore, it is particularly important to study the packaging materials that are moisture-proof, corrosion-proof and temperature-insensitive. In addition, some algorithms can be used to filter out unwanted clutter, to detect the living state and rehabilitation state of the people with disabilities more accurately.

48
49
50
51
52
53
54
55
56
57
58
59
60
Integration of systems: Not only the optimum design of TENG needs to be perfected, but also the overall system composition. TENG is mainly used as energy or sensors at present, just as a display of the application. Current research often transfers the collected information to the computer for processing and analysis, which dramatically reduces the advantage that these devices can be carried freely, this is far from enough as a practical application. Taking human-computer interaction as an example, the system architecture, data acquisition circuit, signal processing algorithm, and security protocol all need to be deeply customized. Most of the systems are large

1
2
3 and lack of high integration, so they need to be highly integrated and miniaturized.
4 Real-time on-site acquisition and analysis are the important directions for the
5 development of TENG based devices. In addition, the compatibility of TENG as a
6 sensor element should also be considered for use in various systems.
7
8
9

10 **Portable and implantable:** The unique advantages of TENG make it suitable for
11 the field of health care, including biomedical applications on the body surface and in
12 the body, to perform physiological signal detection and play an auxiliary role in organs.
13 Therefore, TENG-based biosensors or systems should be portable and implantable. The
14 high integration of functions makes such devices portable. For implantable TENG,
15 although devices with good short-term biocompatibility have been developed, the long-
16 term biosafety needs to be further evaluated. In addition, the effective fixation of the
17 device on the skin, organs and tissues is also important. The modification of surface
18 structure and tissue adhesives can solve this problem, but more effective approaches
19 still need to be studied. The continuous innovation of principle, materials and means of
20 integration make the functions of these devices richer and more practical for clinical
21 diagnosis and monitoring. This is of great significance to the rehabilitation of the people
22 with disabilities.
23
24
25
26
27
28
29
30
31
32

33 With the development of materials science, structural mechanics, and engineering
34 technology, TENG based assistive devices for the people with disabilities will attract
35 more and more researchers to innovate and improve, which will promote the
36 development of disability and bring more convenience to the people with disabilities.
37 In the future, TENG based assistive devices for the people with disabilities will be
38 highly integrated, with richer functions and broader application scenarios. It will not
39 only develop rapidly in the field of wearables, but also have a good development
40 prospect in large devices such as wheelchair, intelligent prosthetic limb, and interactive
41 display screen, and so on. Hope to bring convenience to more types of disabled people.
42
43
44
45
46
47
48
49

50 **Acknowledgments**

51 X.Q., and Y.L. contributed equally to this work. This work was supported by the
52 National Natural Science Foundation of China (61875015), the Beijing Natural Science
53 Foundation (JQ20038), China Postdoctoral Science Foundation (2020M680302),
54 Fundamental Research Funds for the Central Universities and the National Youth
55 Talent Support Program.
56
57
58
59
60

References

- [1] Agree E M 1999 The influence of personal care and assistive devices on the measurement of disability. *Soc. Sci. Med.* **48** 427-443
- [2] Chen J Z and Liao W H 2010 Design, testing and control of a magnetorheological actuator for assistive knee braces. *Smart Mater. Struct.* **19** 035029
- [3] Hoenig H, Taylor D H and Sloan F A 2003 Does assistive technology substitute for personal assistance among the disabled elderly? *Am. J. Public. Health.* **93** 330-337
- [4] Doukas C, Metsis V, Becker E, Le Z, Makedon F and Maglogiannis I 2011 Digital cities of the future: Extending @home assistive technologies for the elderly and the disabled. *Telemat. Informat.* **28** 176-190
- [5] Riener R 2016 The Cybathlon promotes the development of assistive technology for people with physical disabilities. *J. Neuroeng. Rehabil.* **13** 1-4
- [6] Fan F R, Tian Z Q and Wang Z L 2012 Flexible triboelectric generator. *Nano Energy* **1** 328-334
- [7] Zhang W L H, Zhang L L, Gao H L, Yang W Y, Wang S, Xing L L and Xue X Y 2018 Self-Powered Implantable Skin-Like Glucometer for Real-Time Detection of Blood Glucose Level In Vivo. *Nano-Micro Lett.* **10** 32-43
- [8] Ma Y, *et al.* 2016 Self-Powered, One-Stop, and Multifunctional Implantable Triboelectric Active Sensor for Real-Time Biomedical Monitoring. *Nano Lett.* **16** 6042-6051
- [9] Ouyang H, *et al.* 2019 Symbiotic cardiac pacemaker. *Nat. Commun.* **10** 1821
- [10] Tian J, *et al.* 2019 Self-powered implantable electrical stimulator for osteoblasts' proliferation and differentiation. *Nano Energy* **59** 705-714
- [11] Zhao C, *et al.* 2019 Highly Efficient In Vivo Cancer Therapy by an Implantable Magnet Triboelectric Nanogenerator. *Adv. Funct. Mater.* **29** 1808640
- [12] Sun J, Yang A, Zhao C, Liu F and Li Z 2019 Recent progress of nanogenerators acting as biomedical sensors in vivo. *Sci. Bull.* **64** 1336-1347
- [13] Shi B, Li Z and Fan Y 2018 Implantable Energy-Harvesting Devices. *Adv. Mater.* **30** e1801511
- [14] Meng K Y, *et al.* 2019 Flexible Weaving Constructed Self-Powered Pressure Sensor Enabling Continuous Diagnosis of Cardiovascular Disease and Measurement of Cuffless Blood Pressure. *Adv. Funct. Mater.* **29** 1806388
- [15] Feng H, Zhao C, Tan P, Liu R, Chen X and Li Z 2018 Nanogenerator for

- 1
2
3 Biomedical Applications. *Adv. Healthc. Mater.* **7** e1701298
- 4
5 [16]Jiang W, *et al.* 2018 Fully Bioabsorbable Natural-Materials-Based Triboelectric
6
7 Nanogenerators. *Adv. Mater.* **30** e1801895
- 8
9 [17]Zhao L, Li H, Meng J and Li Z 2019 The recent advances in self-powered medical
10
11 information sensors. *InfoMat.* **2** 212-234
- 12
13 [18]Zou Y, *et al.* 2020 A flexible self-arched biosensor based on combination of
14
15 piezoelectric and triboelectric effects. *Appl. Mater. Today* **20** 100699
- 16
17 [19]Zhao L, *et al.* 2019 Reversible Conversion between Schottky and Ohmic Contacts
18
19 for Highly Sensitive, Multifunctional Biosensors. *Adv. Funct. Mater.* **30** 1907999
- 20
21 [20]Tan P C, Zhao C C, Fan Y B and Li Z 2020 Research progress of self-powered
22
23 flexible biomedical sensors. *AcPSn.* **69** 178704
- 24
25 [21]Shi Y, Liu R, He L, Feng H, Li Y and Li Z 2020 Recent development of implantable
26
27 and flexible nerve electrodes. *Smart Mater. Med.* **1** 131-147
- 28
29 [22]Shan Y, Feng H and Li Z 2020 Electrical Stimulation for Nervous System Injury:
30
31 Research Progress and Prospects. *Acta Phys. Chim. Sin.* **36** 2005038
- 32
33 [23]Wang Z R, Hao Z, Yu S F, De Moraes C G, Suh L H, Zhao X Z and Lin Q 2019 An
34
35 Ultraflexible and Stretchable Aptameric Graphene Nanosensor for Biomarker
36
37 Detection and Monitoring. *Adv. Funct. Mater.* **29** 1905202
- 38
39 [24]Xue H, Yang Q, Wang D Y, Luo W J, Wang W Q, Lin M S, Liang D L and Luo Q
40
41 M 2017 A wearable pyroelectric nanogenerator and self-powered breathing sensor.
42
43 *Nano Energy* **38** 147-154
- 44
45 [25]Chen S W, Wu N, Ma L, Lin S Z, Yuan F, Xu Z S, Li W B, Wang B and Zhou J
46
47 2018 Noncontact Heartbeat and Respiration Monitoring Based on a Hollow
48
49 Microstructured Self-Powered Pressure Sensor. *ACS Appl. Mater. Interfaces* **10** 3660-
50
51 3667
- 52
53 [26]Chen X L, Parida K, Wang J X, Xiong J Q, Lin M F, Shao J Y and Lee P S 2017 A
54
55 Stretchable and Transparent Nanocomposite Nanogenerator for Self-Powered
56
57 Physiological Monitoring. *ACS Appl. Mater. Interfaces* **9** 42200-42209
- 58
59 [27]Zhang Q, *et al.* 2018 Electromagnetic Shielding Hybrid Nanogenerator for Health
60
Monitoring and Protection. *Adv. Funct. Mater.* **28** 1703801
- [28]Park D Y, *et al.* 2017 Self-Powered Real-Time Arterial Pulse Monitoring Using
Ultrathin Epidermal Piezoelectric Sensors. *Adv. Mater.* **29** 1702308
- [29]Cheng Y, Lu X, Chan K H, Wang R R, Cao Z R, Sun J and Ho G W 2017 A
stretchable fiber nanogenerator for versatile mechanical energy harvesting and self-

- 1
2
3 powered full-range personal healthcare monitoring. *Nano Energy* **41** 511-518
- 4 [30] Ouyang H, *et al.* 2017 Self-Powered Pulse Sensor for Antidiastole of
5 Cardiovascular Disease. *Adv. Mater.* **29** 1703456
- 6 [31] Liu Z, *et al.* 2019 Transcatheter Self-Powered Ultrasensitive Endocardial Pressure
7 Sensor. *Adv. Funct. Mater.* **29** 1807560
- 8 [32] Wang C, *et al.* 2020 Customization of Conductive Elastomer Based on PVA/PEI
9 for Stretchable Sensors. *Small* **16** e1904758
- 10 [33] Zou Y, *et al.* 2019 A bionic stretchable nanogenerator for underwater sensing and
11 energy harvesting. *Nat. Commun.* **10** 2695
- 12 [34] Li Z, Zheng Q, Wang Z L and Li Z 2020 Nanogenerator-Based Self-Powered
13 Sensors for Wearable and Implantable Electronics. *Research (Wash D C)* **2020** 8710686
- 14 [35] Li Z, Zhu G, Yang R, Wang A C and Wang Z L 2010 Muscle-driven in vivo
15 nanogenerator. *Adv. Mater.* **22** 2534-7
- 16 [36] Shi R, *et al.* 2020 An effective self-powered strategy to endow titanium implant
17 surface with associated activity of anti-biofilm and osteogenesis. *Nano Energy* **77**
18 105201
- 19 [37] Wang H, Wang J, He T, Li Z and Lee C 2019 Direct muscle stimulation using diode-
20 amplified triboelectric nanogenerators (TEENGs). *Nano Energy* **63** 103844
- 21 [38] Jiang D, Shi B, Ouyang H, Fan Y, Wang Z L, Chen Z-M and Li Z 2020 A 25-year
22 bibliometric study of implantable energy harvesters and self-powered implantable
23 medical electronics researches. *Mater. Today Energy* **16** 100386
- 24 [39] Zheng Q, Tang Q, Wang Z L and Li Z 2020 Self-powered cardiovascular electronic
25 devices and systems. *Nat Rev Cardiol.* doi.org/10.1038/s41569-020-0426-4
- 26 [40] Zheng Q, *et al.* 2014 In vivo powering of pacemaker by breathing-driven implanted
27 triboelectric nanogenerator. *Adv. Mater.* **26** 5851-6
- 28 [41] Wang S H, Lin L and Wang Z L 2015 Triboelectric nanogenerators as self-powered
29 active sensors. *Nano Energy* **11** 436-462
- 30 [42] Lai Y C, Deng J N, Niu S M, Peng W B, Wu C S, Liu R Y, Wen Z and Wang Z L
31 2016 Electric Eel-Skin-Inspired Mechanically Durable and Super-Stretchable
32 Nanogenerator for Deformable Power Source and Fully Autonomous Conformable
33 Electronic-Skin Applications. *Adv. Mater.* **28** 10024-10032
- 34 [43] Zhang R Y, *et al.* 2019 Sensing body motions based on charges generated on the
35 body. *Nano Energy* **63** 103842
- 36 [44] Liu Z, *et al.* 2020 Human Motion Driven Self-Powered Photodynamic System for
37
38
39
40
41
42
43
44
45
46
47
48
49
50
51
52
53
54
55
56
57
58
59
60

- 1
2
3 Long-Term Autonomous Cancer Therapy. *ACS Nano* **14** 8074-8083
- 4
5 [45] Shi B, *et al.* 2019 Body-Integrated Self-Powered System for Wearable and
6 Implantable Applications. *ACS Nano* **13** 6017-6024
- 7
8 [46] Tan P, *et al.* 2019 A Battery-Like Self-Charge Universal Module for Motional
9 Energy Harvest. *Adv. Energy Mater.* **9** 1901875
- 10
11 [47] Chen T, Shi Q F, Zhu M L, He T Y Y, Sun L N, Yang L and Lee C 2018 Triboelectric
12 Self-Powered Wearable Flexible Patch as 3D Motion Control Interface for Robotic
13 Manipulator. *ACS Nano* **12** 11561-11571
- 14
15 [48] Jiang D, *et al.* 2020 A wearable noncontact free-rotating hybrid nanogenerator for
16 self-powered electronics. *InfoMat* **2** 1191-1200
- 17
18 [49] Cao W T, Ouyang H, Xin W, Chao S, Ma C, Li Z, Chen F and Ma M G 2020 A
19 Stretchable Highoutput Triboelectric Nanogenerator Improved by MXene Liquid
20 Electrode with High Electronegativity. *Adv. Funct. Mater.* 2004181
- 21
22 [50] Tan P, Zou Y, Fan Y and Li Z 2020 Self-powered wearable electronics. *Wearable*
23 *Technologies* **1** e5
- 24
25 [51] Li H, *et al.* 2020 A Hybrid Biofuel and Triboelectric Nanogenerator for Bioenergy
26 Harvesting. *Nano-Micro Lett.* **12** 50
- 27
28 [52] Ouyang H and Li Z 2019 The first technology can compete with piezoelectricity to
29 harvest ultrasound energy for powering medical implants. *Sci. Bull.* **64** 1565-1566
- 30
31 [53] Yi F, *et al.* 2016 A highly shape-adaptive, stretchable design based on conductive
32 liquid for energy harvesting and self-powered biomechanical monitoring. *Sci. Adv.* **2**
33 e1501624
- 34
35 [54] Li J, Kang L, Yu Y H, Long Y, Jeffery J J, Cai W B and Wang X D 2018 Study of
36 long-term biocompatibility and bio-safety of implantable nanogenerators. *Nano Energy*
37 **51** 728-735
- 38
39 [55] Wang X D, Liu J, Song J H and Wang Z L 2007 Integrated nanogenerators in
40 biofluid. *Nano Lett.* **7** 2475-2479
- 41
42 [56] Yao G, *et al.* 2019 Self-Activated Electrical Stimulation for Effective Hair
43 Regeneration via a Wearable Omnidirectional Pulse Generator. *ACS Nano* **13** 12345-
44 12356
- 45
46 [57] Wang Z L 2013 Triboelectric Nanogenerators as New Energy Technology for Self-
47 Powered Systems and as Active Mechanical and Chemical Sensors. *ACS Nano* **7** 9533-
48 9557
- 49
50 [58] Wang Z L 2020 On the first principle theory of nanogenerators from Maxwell's
51
52
53
54
55
56
57
58
59
60

1
2
3 equations. *Nano Energy* **68** 104272

4
5 [59] Li Y Y, Chen Z P, Zheng G Z, Zhong W H, Jiang L Y, Yang Y W, Jiang L L, Chen
6 Y and Wong C P 2020 A magnetized microneedle-array based flexible triboelectric-
7 electromagnetic hybrid generator for human motion monitoring. *Nano Energy* **69**
8 104415

9
10
11 [60] Wang S H, Lin L and Wang Z L 2012 Nanoscale Triboelectric-Effect-Enabled
12 Energy Conversion for Sustainably Powering Portable Electronics. *Nano Lett.* **12** 6339-
13 6346

14
15
16 [61] Zhu G, Pan C F, Guo W X, Chen C Y, Zhou Y S, Yu R M and Wang Z L 2012
17 Triboelectric-Generator-Driven Pulse Electrodeposition for Micropatterning. *Nano Lett.*
18 **12** 4960-4965

19
20
21 [62] Wang S H, Lin L, Xie Y N, Jing Q S, Niu S M and Wang Z L 2013 Sliding-
22 Triboelectric Nanogenerators Based on In-Plane Charge-Separation Mechanism. *Nano*
23 *Lett.* **13** 2226-2233

24
25
26 [63] Zhu G, Chen J, Liu Y, Bai P, Zhou Y S, Jing Q S, Pan C F and Wang Z L 2013
27 Linear-Grating Triboelectric Generator Based on Sliding Electrification. *Nano Lett.* **13**
28 2282-2289

29
30
31 [64] Niu S M, Liu Y, Wang S H, Lin L, Zhou Y S, Hu Y F and Wang Z L 2014
32 Theoretical Investigation and Structural Optimization of Single-Electrode Triboelectric
33 Nanogenerators. *Adv. Funct. Mater.* **24** 3332-3340

34
35
36 [65] Su Y J, Zhu G, Yang W Q, Yang J, Chen J, Jing Q S, Wu Z M, Jiang Y D and Wang
37 Z L 2014 Triboelectric Sensor for Self-Powered Tracking of Object Motion inside
38 Tubing. *ACS Nano* **8** 3843-3850

39
40
41 [66] Niu S M, Wang S H, Liu Y, Zhou Y S, Lin L, Hu Y F, Pradel K C and Wang Z L
42 2014 A theoretical study of grating structured triboelectric nanogenerators. *Energy*
43 *Environ. Sci.* **7** 2339-2349

44
45
46 [67] Wang S H, Niu S M, Yang J, Lin L and Wang Z L 2014 Quantitative Measurements
47 of Vibration Amplitude Using a Contact-Mode Freestanding Triboelectric
48 Nanogenerator. *ACS Nano* **8** 12004-12013

49
50
51 [68] Liu Y D, Zhu Y X, Liu J Y, Zhang Y, Liu J and Zhai J Y 2018 Design of Bionic
52 Cochlear Basilar Membrane Acoustic Sensor for Frequency Selectivity Based on Film
53 Triboelectric Nanogenerator. *Nanoscale Res. Lett.* **13** 191-198

54
55
56 [69] Lee H S, *et al.* 2014 Flexible Inorganic Piezoelectric Acoustic Nanosensors for
57 Biomimetic Artificial Hair Cells. *Adv. Funct. Mater.* **24** 6914-6921
58
59
60

- 1
2
3 [70] Wilson B S and Dorman M F 2008 Cochlear implants: A remarkable past and a
4 brilliant future. *Hearing Res.* **242** 3-21
5
6 [71] Kim S, Song W J, Jang J, Jang J and Choi H 2013 Mechanical frequency selectivity
7 of an artificial basilar membrane using a beam array with narrow supports. *JMiMi.* **23**
8 095018
9
10 [72] Wehner M, Truby R L, Fitzgerald D J, Mosadegh B, Whitesides G M, Lewis J A
11 and Wood R J 2016 An integrated design and fabrication strategy for entirely soft,
12 autonomous robots. *Nature.* **536** 451-455
13
14 [73] Hwang G T, Byun M, Jeong C K and Lee K J 2015 Flexible Piezoelectric Thin-
15 Film Energy Harvesters and Nanosensors for Biomedical Applications. *Adv. Healthc.*
16 *Mater.* **4** 646-658
17
18 [74] Inaoka T, Shintaku H, Nakagawa T, Kawano S, Ogita H, Sakamoto T, Hamanishi
19 S, Wada H and Ito J 2011 Piezoelectric materials mimic the function of the cochlear
20 sensory epithelium. *P. Natl. Acad. Sci. U.S.A.* **108** 18390-18395
21
22 [75] Jang J, *et al.* 2015 A microelectromechanical system artificial basilar membrane
23 based on a piezoelectric cantilever array and its characterization using an animal model.
24 *Sci. Rep.* **5** 12447
25
26 [76] Shintaku H, Nakagawa T, Kitagawa D, Tanujaya H, Kawano S and Ito J 2010
27 Development of piezoelectric acoustic sensor with frequency selectivity for artificial
28 cochlea. *Sensor. Actuat. a-Phys.* **158** 183-192
29
30 [77] Guo H Y, *et al.* 2018 A highly sensitive, self-powered triboelectric auditory sensor
31 for social robotics and hearing aids. *Sci. Robot.* **3** eaat2516
32
33 [78] 2017 Magnitude, temporal trends, and projections of the global prevalence of
34 blindness and distance and near vision impairment: a systematic review and meta-
35 analysis. *Lancet Glob. Health.* **5** e888-e897
36
37 [79] Chortos A, Liu J and Bao Z A 2016 Pursuing prosthetic electronic skin. *Nat. Mater.*
38 **15** 937-950
39
40 [80] Bogda G, Vishoot B, Grider C and Schroeder D 2011 Design and Testing of a Low-
41 Cost Refreshable Braille Display Actuation Technology. *J. Eng. Technol.* **28** 26-32
42
43 [81] Fan R E, Feinman A M, Wottawa C, King C H, Franco M L, Dutson E P, Grundfest
44 W S and Culjat M O 2009 Characterization of a Pneumatic Balloon Actuator for Use in
45 Refreshable Braille Displays. *Stud. Health Technol. Inform.* **142** 94-96
46
47 [82] Gu W, Zhu X Y, Futai N, Cho B S and Takayama S 2004 Computerized
48 microfluidic cell culture using elastomeric channels and Braille displays. *P. Natl. Acad.*
49
50
51
52
53
54
55
56
57
58
59
60

1
2
3
4
Sci. U.S.A. **101** 15861-15866

5 [83]Qu X, *et al.* 2020 Refreshable Braille Display System Based on Triboelectric
6 Nanogenerator and Dielectric Elastomer. *Adv. Funct. Mater.* 2020 2006612

7 [84]Boland C S, *et al.* 2014 Sensitive, High-Strain, High-Rate Bodily Motion Sensors
8 Based on Graphene-Rubber Composites. *ACS Nano* **8** 8819-8830

9 [85]Wang X W, Gu Y, Xiong Z P, Cui Z and Zhang T 2014 Silk-Molded Flexible,
10 Ultrasensitive, and Highly Stable Electronic Skin for Monitoring Human Physiological
11 Signals. *Adv. Mater.* **26** 1336-1342

12 [86]Yang J, Chen J, Su Y J, Jing Q S, Li Z L, Yi F, Wen X N, Wang Z N and Wang Z L
13 2015 Eardrum-Inspired Active Sensors for Self-Powered Cardiovascular System
14 Characterization and Throat-Attached Anti-Interference Voice Recognition. *Adv. Mater.*
15 **27** 1316-1326

16 [87]Cohen D J, Mitra D, Peterson K and Maharbiz M M 2012 A Highly Elastic,
17 Capacitive Strain Gauge Based on Percolating Nanotube Networks. *Nano Lett.* **12**
18 1821-1825

19 [88]Persano L, Dagdeviren C, Su Y W, Zhang Y H, Girardo S, Pisignano D, Huang Y
20 G and Rogers J A 2013 High performance piezoelectric devices based on aligned arrays
21 of nanofibers of poly(vinylidene fluoride-co-trifluoroethylene). *Nat. Commun.* **4** 1633

22 [89]Wang Z L and Song J H 2006 Piezoelectric nanogenerators based on zinc oxide
23 nanowire arrays. *Science.* **312** 242-246

24 [90]Yang J, Chen J, Su Y, Jing Q, Li Z, Yi F, Wen X, Wang Z and Wang Z L 2015
25 Eardrum-inspired active sensors for self-powered cardiovascular system
26 characterization and throat-attached anti-interference voice recognition. *Adv. Mater.* **27**
27 1316-26

28 [91]Hwang B U, Lee J H, Trung T Q, Roh E, Kim D I, Kim S W and Lee N E 2015
29 Transparent Stretchable Self-Powered Patchable Sensor Platform with Ultrasensitive
30 Recognition of Human Activities. *ACS Nano* **9** 8801-8810

31 [92]Cole M, Covington J A and Gardner J W 2011 Combined electronic nose and
32 tongue for a flavour sensing system. *Sensor. Actuat. B-Chem.* **156** 832-839

33 [93]Hu L, Zou L, Qin Z, Fang J R, Huang L Q and Wang P 2017 A novel label-free
34 bioengineered cell-based biosensor for salicin detection. *Sensor. Actuat. B-Chem.* **238**
35 1151-1158

36 [94]Qin Z, Zhang B, Hu L, Zhuang L J, Hu N and Wang P 2016 A novel bioelectronic
37 tongue in vivo for highly sensitive bitterness detection with brain-machine interface.
38
39
40
41
42
43
44
45
46
47
48
49
50
51
52
53
54
55
56
57
58
59
60

Biosens. Bioelectron. **78** 374-380

[95] Zeng H, He H, Fu Y, Zhao T, Han W, Xing L, Zhang Y, Zhan Y and Xue X 2018 A self-powered brain-linked biosensing electronic-skin for actively tasting beverage and its potential application in artificial gustation. *Nanoscale* **10** 19987-19994

[96] Atallah L, Wiik A, Jones G G, Lo B, Cobb J P, Amis A and Yang G Z 2012 Validation of an ear-worn sensor for gait monitoring using a force-plate instrumented treadmill. *Gait Posture*. **35** 674-676

[97] Barre A, Deguilhem B, Grolleau S, Gerard M, Suard F and Riu D 2013 A review on lithium-ion battery ageing mechanisms and estimations for automotive applications. *J. Power Sources* **241** 680-689

[98] Greene B R, McGrath D, O'Neill R, O'Donovan K J, Burns A and Caulfield B 2010 An adaptive gyroscope-based algorithm for temporal gait analysis. *Med. Biol. Eng. Comput.* **48** 1251-1260

[99] Guo W X, Xu Z J, Zhang F Y, Xie S Y, Xu H Y and Liu X Y 2016 Recent Development of Transparent Conducting Oxide-Free Flexible Thin-Film Solar Cells. *Adv. Funct. Mater.* **26** 8855-8884

[100] Muro-de-la-Herran A, Garcia-Zapirain B and Mendez-Zorrilla A 2014 Gait Analysis Methods: An Overview of Wearable and Non-Wearable Systems, Highlighting Clinical Applications. *Sensors*. **14** 3362-3394

[101] Yang C C and Hsu Y L 2010 A Review of Accelerometry-Based Wearable Motion Detectors for Physical Activity Monitoring. *Sensors*. **10** 7772-7788

[102] Liu Z, *et al.* 2020 Flexible and stretchable dual mode nanogenerator for rehabilitation monitoring and information interaction. *J. Mater. Chem. B* **8** 3647-3654

[103] Askari H, Asadi E, Saadatnia Z, Khajepour A, Khamesee M B and Zu J 2018 A flexible tube-based triboelectric–electromagnetic sensor for knee rehabilitation assessment. *Sensor. Actuat A Phys.* **279** 694-704

[104] Wang Z, An J, Nie J, Luo J, Shao J, Jiang T, Chen B, Tang W and Wang Z L 2020 A Self-Powered Angle Sensor at Nanoradian-Resolution for Robotic Arms and Personalized Medicare. *Adv. Mater.* **32** e2001466

[105] Lin Z, *et al.* 2019 A Triboelectric Nanogenerator-Based Smart Insole for Multifunctional Gait Monitoring. *Adv. Mater. Technol.* **4** 1800360

[106] Lin H, *et al.* 2019 Seesaw structured triboelectric nanogenerator with enhanced output performance and its applications in self-powered motion sensing. *Nano Energy* **65** 103944

- 1
2
3 [107] Jaimes A and Sebe N 2007 Multimodal human-computer interaction: A survey.
4 *CVIU*. **108** 116-134
5
6 [108] Yang Y, *et al.* 2013 Human Skin Based Triboelectric Nanogenerators for
7 Harvesting Biomechanical Energy and as Self-Powered Active Tactile Sensor System.
8 *ACS Nano*. **7** 9213-9222
9
10 [109] Wu Z Y, Ding W B, Dai Y J, Dong K, Wu C S, Zhang L, Lin Z M, Cheng J and
11 Wang Z L 2018 Self-Powered Multifunctional Motion Sensor a, Enabled by Magnetic-
12 Regulated Triboelectric Nanogenerator. *ACS Nano* **12** 5726-5733
13
14 [110] Ding W B, Wang A C, Wu C S, Guo H Y and Wang Z L 2019 Human-Machine
15 Interfacing Enabled by Triboelectric Nanogenerators and Tribotronics. *Adv. Mater.*
16 *Technol.* **4** 1800487
17
18 [111] Zhang B, Tang Y, Dai R, Wang H, Sun X, Qin C, Pan Z, Liang E and Mao Y
19 2019 Breath-based human-machine interaction system using triboelectric
20 nanogenerator. *Nano Energy* **64** 103953
21
22 [112] Pu X J, Guo H Y, Chen J, Wang X, Xi Y, Hu C G and Wang Z L 2017 Eye
23 motion triggered self-powered mechnosensational communication system using
24 triboelectric nanogenerator. *Sci. Adv.* **3** e1700694
25
26 [113] Vera Anaya D, He T, Lee C and Yuce M R 2020 Self-powered eye motion
27 sensor based on triboelectric interaction and near-field electrostatic induction for
28 wearable assistive technologies. *Nano Energy* **72** 104675
29
30
31
32
33
34
35
36
37
38
39
40
41
42
43
44
45
46
47
48
49
50
51
52
53
54
55
56
57
58
59
60